

Article

Molecular and cellular level analysis of the mechanism of nutritional intervention in preventing epidemic virus infection

Mingzhe Liu¹, Xia Liu^{2,*}¹ Nursing Department of Heze Medical College, Heze 274000, Shandong, China² School of Traditional Chinese Medicine, Jiangxi University of Chinese Medicine (School of Life Sciences), Nanchang 330004, Jiangxi, China* **Corresponding authors:** Xia Liu, zhngsanfeng@sina.com

CITATION

Liu M, Liu X. Molecular and cellular level analysis of the mechanism of nutritional intervention in preventing epidemic virus infection. *Molecular & Cellular Biomechanics*. 2024; 21: 129.
<https://doi.org/10.62617/mcb.v21.129>

ARTICLE INFO

Received: 6 May 2024

Accepted: 7 June 2024

Available online: 3 September 2024

COPYRIGHT



Copyright © 2024 by author(s).
Molecular & Cellular Biomechanics is published by Sin-Chn Scientific Press Pte. Ltd. This work is licensed under the Creative Commons Attribution (CC BY) license.
<https://creativecommons.org/licenses/by/4.0/>

Abstract: Molecular nutrition encompasses a wider range of investigations than nutritional genomics, which can be considered a scientific investigation of how different nutrients and dietary components influence the cellular and molecular mechanisms of the body and health. In effect, increasing antioxidant elements in daily diets can assist with combating the inflammatory response caused by cytokines in the human body. Antioxidants can impede the oxidation process and hence avoid the creation of free radicals in the cytoplasm that can damage the cells via chain reactions. Contamination sequences, batch effects, uneven sampling, unreported taxa, technological biases, and heteroscedasticity are all significant issues in molecular microbial biology. Artificial Intelligence (AI) methodologies to uncover hidden patterns, connections, and interactions within metabolomics data, allowing them to provide personalized food recommendations based on individual health profiles. A multi-scale convolutional neural network (MCNN) classifies cellular images into phenotypes in a single coherent step utilizing the image's pixel intensity values. Hence, the proposed AI-MCNN has been an essential nutrient that assists the immune system in various ways, including acting as an antioxidant to protect healthy cells, promoting immune cell development and function, and creating antibodies. According to epidemiological research, people who are undernourished are more likely to get bacterial, viral, and other diseases. Nutritional epidemiology investigates dietary or nutritional parameters concerning illness prevalence in communities. Nutritional epidemiology results often add to the evidence that provides dietary recommendations for preventing disease and related disorders.

Keywords: molecular; cellular level; nutrition; human body; artificial intelligence; multi-scale convolutional neural network

1. Introduction

Nutritional therapies to prevent epidemic virus infections provide substantial hurdles in understanding the molecular and cellular mechanisms underlying these interventions [1]. Complex interactions between host cells and viruses are observed at the molecular level; viruses frequently use cellular machinery to replicate and evade immune responses [2]. Modulating host cell metabolism and immune function, nutritional interventions like dietary supplements or specific micronutrients may influence the outcomes of viral infections [3]. The exact ways in which nutrients work to protect us are still a mystery. Inflammation and antiviral defence are two cellular signalling pathways that dietary treatments will likely target [4]. However, complicated experimental techniques are necessary to recognize the complicated interplay of vitamins, host cells, and viruses [5]. Even extra challenging for molecular and mobile investigations is that virus strains and host immune responses can be

alternatively heterogeneous [6]. To completely understand how nutrition impacts virus-host interactions, it is essential to integrate omics tools, including genomes, transcriptomics, and proteomics [7]. Multidisciplinary groups and thorough medical trials are needed to turn these outcomes into plausible public health policies [8]. Researching nutritional interventions for virus prevention is already a complex system, and there are other elements to recall, including moral concerns and man or woman differences in eating behaviour [9]. Despite these boundaries, creating centred strategies to fight viral epidemics and enhance global health resilience can be possible via know-how of dietary treatments' molecular and mobile tactics [10].

The molecular and cellular level studies use some strategies to probe the procedures of nutritional intervention in warding off epidemic viral infections [11]. One approach that stands out is omics generation, which may shed light on mobile responses and molecular pathways in incredible detail [12]. Genetic variations linked to viral infection susceptibility and dietary intervention response can be identified through genomics [13]. The field of transcriptomics can shed insight into intervention targets by evaluating how host cell gene expression varies in response to viral exposure and nutritional treatment [14]. With the intention of better understanding the dynamics of viral-host interactions and the effects mediated by nutrients, proteomics has made it possible to characterize post-translational modifications, protein-protein interactions, and more [15]. Modern imaging methods allow subcellular visualization of viral entrance, replication, and cellular responses to nutritional treatments [16]. Examples of these techniques include confocal microscopy and electron microscopy. These developments don't change the fact that analyzing nutritional interventions for viral prevention at the molecular and cellular levels is still difficult [17]. Nutrient effectiveness biomarkers applicable across populations are difficult to identify due to the wide variation in host immune responses and genetics [18]. In addition, because virus-host interactions are always evolving, longitudinal studies are essential for tracking how molecular markers and treatment responses evolve. If researchers want their results to be consistent and comparable across investigations, they must standardize their experimental protocols and data analysis processes. The availability of suitable model systems and ethical concerns surrounding research involving human subjects are other obstacles to translational research in this area. Successfully overcoming these obstacles is essential if molecular and cellular analysis are to realize their full promise in elucidating the processes of dietary intervention in avoiding viral epidemics.

- The investigation examines how nutritional interventions affect cellular and molecular pathways, particularly viral infection-induced inflammation and oxidative stress.
- AI-MCNN reveal metabolomics data patterns and allows personalized meal suggestions based on health profiles, improving epidemic virus prevention.
- Nutritional epidemiology informs disease-prevention diets. Public health initiatives can better combat pandemic virus infections by knowing how nutrition affects disease prevalence.

Hypothesis and research questions

H1: Nutritional interventions can modulate immune responses at the molecular and cellular levels to prevent epidemic virus infections.

H2: Combinations of nutrients have synergistic effects on enhancing antiviral defences.

H3: AI can accurately predict the effectiveness of nutritional interventions on immune function.

R1: How do specific nutrients influence the activity of immune cells, such as T cells, B cells, and natural killer (NK) cells?

R2: What combinations of nutrients most effectively enhance immune responses and antiviral defences at the cellular level?

R3: Can AI models predict individual responses to nutritional interventions based on genetic and metabolic profiles?

The remainder of the research is structured similarly to the literature review in Section II. Molecular and cellular investigation of the nutritional intervention mechanism for pandemic viral infection prevention. Section III makes use of mathematical analysis to analyze the AI-MCNN. Section IV presents the results and discussion, while Section V provides an overview and some concluding recommendations.

2. Literature survey

Nutrition and dietary changes have been investigated as possible strategies to fight the COVID-19 pandemic by enhancing the immune system and reducing the impact of viral infections. With the rise of COVID-19 and other viral pandemics, research at the interface of nutrition science, immunology, and virology has become an important field of research.

BourBour et al. [19] suggested scanning databases for literature on nutrition, the immune system, viral infection, and coronaviruses from 1990 to 2020 as part of a systematic review using Preferred Reporting for Systematic Reviews (PRISMA) standards. Items that did not pertain to the study's topic or had no English abstract were not considered. Some nutrients that may help the immune system fight viruses include protein in the diet, omega-3 fatty acids, vitamins A, D, E, B1, B6, B12, C, iron, zinc, and selenium. According to limited studies on COVID-19 prevention, these foods may benefit patient health.

To reduce the severity of COVID-19, Messina et al. [20] suggested dietary modification (DM), changing one's diet to increase adiponectin levels, which would limit levels of pro-inflammatory cytokines such as IL-6 and TNF- α . This could potentially supplement medications that reduce IL-6 and TNF- α , leading to better patient outcomes and potentially helping prevent and treat COVID-19.

The research conducted by Thirumdas et al. [21] looks at the nutrients and food categories that may have antiviral characteristics (AVC), such as proteins, lipids, vitamins, minerals, and polysaccharides. Drawing attention to the role of nutrient-rich diets in strengthening immunity to viral infections may provide actionable ways to avoid the spread of the COVID-19 pandemic and similar epidemics in the future.

Highlighting the viral-host interactions and intracellular viral life cycle, V'kovski et al. [22] provides a concise overview of the molecular and cellular processes (M&CM) of SARS-CoV-2 infection. A better grasp of the shared and unique characteristics of SARS-CoV-2 and other coronaviruses will aid in future planning and developing methods to combat these illnesses.

Based on their ability to modulate intestinal purine metabolism and boost the immune system, probiotics and low-purine diets (P&L-PD) are suggested by Morais et al. [23] as supplementary dietary therapy for COVID-19 treatment. Draw attention to the encouraging effect of food and probiotics in managing COVID-19 infection, which could provide an alternative to traditional treatments by enhancing immune function and decreasing viral replication.

Khursheed Muzammil et al. [24] proposed inhibiting and preventing proprotein convertase subtilisin/kexin type 9 to avoid viral infections. Prevention of dengue virus (DENV) and severe acute respiratory syndrome coronavirus type 2 (SARSCoV-2) infections may be possible by suppression of PCSK9. The article delves into the latest findings about the role of PCSK9 in many viral diseases, such as HCV, HIV, DENV, and SARS-CoV-2. Since PCSK9 is known to play a substantial role in the pathogenesis of viral infections, the information suggests that vaccinations and inhibitors of PCSK9 might be effective host treatments for infection.

The hypothesis by Fauzia Mahanaz Shorobi et al. [25] is that the functional flavonoid quercetin greatly reduces the severity of new and recurrent viral infections by modulating the immune system. Quercetin suppresses viral infections at many stages and demonstrates potential antiviral action. By modifying several viral proteins and their immunomodulation and suppressing viral neuraminidase, proteases, and DNA/RNA polymerases, Quercetin primarily exerts its antiviral effects at the molecular level. However, as a treatment for new and re-emerging viral infections, Quercetin is underutilized despite its enormous potential and widespread usage. This review sheds light on the mechanism-based antiviral activity of Quercetin and lists the food-functioning Quercetin sources and mechanisms of action.

Regarding the unexpected similarities in pathogenesis and molecular and cellular mechanisms of Mycobacterium TB and SARS-CoV-2 infections, Starshinova et al. [26] suggested. Important immunological and pathomorphological characteristics, as well as the primary molecular and cellular similarities and differences between Mycobacterium tuberculosis and SARS-CoV-2 infections, are reviewed in this work. The SARS-CoV-2 virus suppresses the immune system, which may make TB diagnosis and treatment more challenging. In addition, COVID-19-related long-term lymphopenia, hyperinflammation, lung tissue damage, and imbalance in CD4 + T cell subsets may contribute to the spread of M. tuberculosis infection and disease development.

Researchers have spent over three decades reviewing the literature and performing empirical research to understand better how nutrition and dietary changes may help fight viral infections, including COVID-19. For the continuous fight against COVID-19, future research and intervention development could benefit greatly from a better knowledge of viral-host interactions and intracellular viral life cycles, and AI-MCNN is a promising technology in this regard.

3. Artificial Intelligence—Multi-scale Convolutional Neural Network (AI-MCNN)

Developing successful techniques for avoiding pandemic viral infections requires a thorough understanding of the biochemical and cellular processes behind dietary treatments. Particularly in the fight against cytokine-induced inflammatory reactions, biochemical nutrition investigates how nutrients affect cellular and molecular activities. Antioxidants are crucial to this process by halting oxidation and protecting cells. Problems with contamination sequences and limitations in technology make precise analysis difficult. To provide personalized dietary recommendations based on health profiles, it is possible to integrate Artificial Intelligence (AI) approaches, especially (MCNN), to reveal latent patterns in metabolism data.

Figure 1 shows the entire nutritional therapy route, delineating the successive molecular and cellular mechanisms to avoid pandemic viral infections. The process starts when micronutrients are consumed through food, which is the main way that vital components enter the body. To ensure that these nutrients can be absorbed and used by cells, they go through solubility mechanisms. When nutrients enter cells, they participate in internal activities essential for cellular signalling, energy generation, and biosynthesis. The route is based on the fact that nutrition and viral agents interact during infection. Nutrients regulate viral relationships with host cells by influencing the replication of viruses, their entrance, and dissemination. In addition, nutrients are essential for improving the immunological response, which in turn helps the body fight against infections caused by viruses. Together, these mechanisms aid in the confinement and clearing of viral diseases; they include immune cell activation, antiviral protein synthesis, and direct antiviral actions.

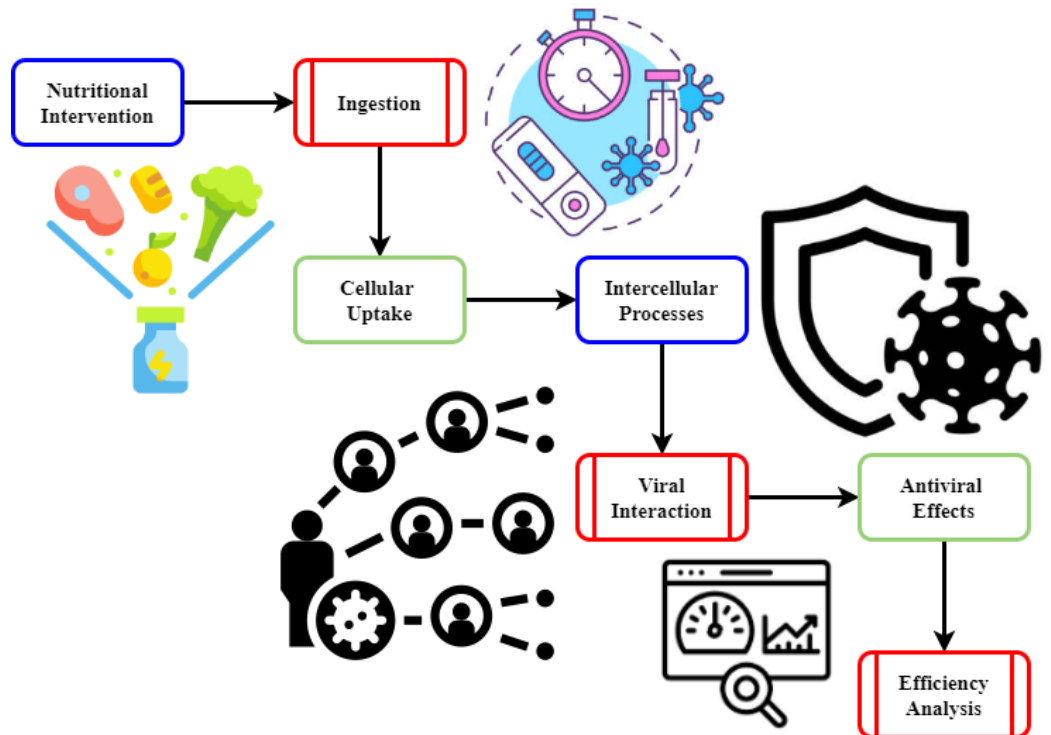


Figure 1. Protocol for nutritional intervention to reduce the spread of epidemic viruses.

Viral clearance and consequences are the last steps in the route, which include the combined action of nutrition and the body's immune system to eliminate infected cells. Infections caused by viruses can have a range of outcomes, from complete viral clearance and healing to ongoing infection and disease development, depending on how well nutritional therapies work in this process. The critical significance of nutrition in strengthening immune defences and fighting viral illnesses is underscored by the fact that a thorough understanding of this pathway is essential for developing targeted methods to prevent and lessen pandemic virus infections.

$$(y + b)^p = \sum_{l=0}^p \binom{p}{m} y^l b^{p-m} + \sum_{l=0}^p \binom{r}{ks} z^l c^{r-s} \quad (1)$$

This Equation (1) shows the binomial formula $(y + b)^p$ the expansion combines powers of y and b , z and c , and it is composed of two sums over indices l from 0 to p . The combination of r chooses s divided by values anywhere from zero to ks .

$$(2 + y)^t = 2 + \frac{my}{2!} + \frac{p(p-2)y^3}{4!} + \dots + \frac{p(p-2)y^3}{8!} \quad (2)$$

The binomial theorem is used to expand $2 + y$, represented by the Equation (2). Each term has a binomial coefficient, and the associated power of y the formula begins with the term for the constant 2. Each phrase contains a greater power of p than the one before in the ordered list. It is clear from the equation that terms down to the third magnitude of my can be included.

$$g(y) = b_0 + \sum_{p=1}^{\infty} \left(b_m \cos \frac{s\sqrt{y}}{M} + c_n \tan \frac{y\Delta z}{N} \right) \quad (3)$$

Trigonometric functions in Equation (3) determined for b_m , namely, cosine and parallel, are defined as the linear combination of elements in the formula that gives rise to the function $g(y)$. Commencing with the constant term b_0 , it proceeds to add up infinitely across index p , which might range from 1 to infinite. The values of the weights linked with the sine and tangential functions, c_n , respectively, make up each term in the series. Two parameters impact the equations in question $\frac{s\sqrt{y}}{M}$ and $\frac{y\Delta z}{N}$, where it pertains to the gradient and constant values.

3.1. Nutritional intervention to prevent epidemic virus infection

The suggested technique combines multidisciplinary methods to fight viral epidemics by modifying people's diets, as shown in **Figure 2**. Fundamental to this field is molecular nutrition, which investigates how different foods affect vital biological processes at both the molecular and cellular levels. Increasing one's consumption of foods high in antioxidants is an important defence mechanism against cytokine-induced inflammatory reactions and reactive damage to cells. The chemical and molecular processes by which antioxidants support virus immunity are better understood. Antioxidants work by preventing oxidation, which in turn strengthens the immune system and reduces inflammation. Based on evidence of diet suggestions for illness prevention, epidemiological research is crucial since it correlates diet characteristics with disease prevalence.

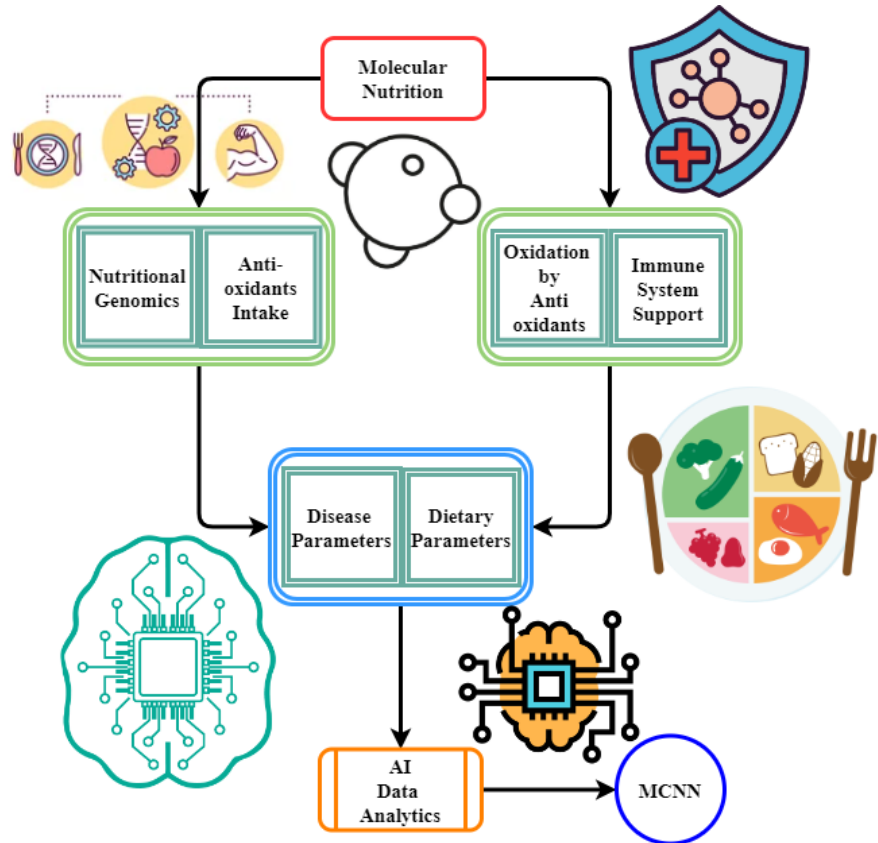


Figure 2. Nutritional intervention to prevent epidemic virus infection.

Matrixes are a common way to display metabolomics data, with rows representing samples (such as people or experimental circumstances) and columns representing attributes (such as metabolite concentrations or intensities). Put this matrix into a multi-scale convolutional neural network (CNN). Automatic learning of hierarchical features from data is a strong suit of CNNs. Using multi-scale CNNs in metabolomics allows for collecting information at varying degrees of granularity. On one level, the network may recognize overarching patterns involving several metabolites; on a higher level, it may be able to zero in on deeper connections between particular metabolites. By analyzing metabolomics and data, artificial intelligence (AI) can find previously unseen patterns and conversations, allowing individualized dietary suggestions based on disease profiles. To expedite and accurately identify cellular morphologies critical for modulating the immune response and defending against viruses, (MCNN) simplify phenotypic categorization. By taking a holistic view, the image highlights how dietary intervention might strengthen immune defences against viral epidemics. This mechanism provides a comprehensive foundation for fighting viral epidemics by tailored nutritional interventions explaining the complex relationship between food, cellular physiology, and the immune system.

$$f^y = 2 + \frac{y}{2!} + \frac{y^2}{4!} + \frac{y^3}{9!} + \dots, -\Delta < y < \Delta \quad (4)$$

Regarding its input variable y , the Equation (4) indicates a shortened series expansion of the function f^y . A constant term 2 is at the beginning, and after that come words that involve values of y split by their factorials. Furthermore, the

equation defines the valid range of a function as the interval from $-\Delta$ and Δ , where the variable is being evaluated.

$$y = \frac{-c \pm \sqrt{c^2 - 4bd}}{2b} + \frac{-d \pm \sqrt{d^2 - 4fg}}{2c} \quad (5)$$

Applying Equation (5) to two independent yields the solution to the quadratic expression. The linear equations $\frac{-c \pm \sqrt{c^2 - 4bd}}{2b}$ and $\frac{-d \pm \sqrt{d^2 - 4fg}}{2c}$ have the same form, being the coefficients. One may get the solutions to the exponential equation.

$$\cot \beta \pm \cot \alpha = 2 \tan \frac{1}{2}(\beta \pm \alpha) \sin \frac{1}{2}(\delta \mp \epsilon) \quad (6)$$

The sinusoidal functions for angles δ and ϵ , as well as the cotangents and tangents of angles $\cot \alpha$, are included in the trigonometric identity expressed by the Equation (6). According to the above statement, the total or difference of the cotangent values of the angles β and α is roughly twice the tangent of half of the total or differences of the angles.

3.2. A system for the individualised procurement of food

An individual's health profile informs a personalized meal recommendation system **Figure 3**, which aims to optimize nutrition. Food preferences, health issues, and dietary objectives are some input data that may be required to start this procedure. This pre-processing aims to prepare the data for analysis by cleaning, normalizing, and organizing it. Following this, the input data is processed using methods for feature extraction to extract important properties, including eating patterns, metabolic profiles, and nutrient consumption levels. A model used for deep learning called (MCNN) may use these characteristics as inputs to find intricate patterns and correlations in data with several dimensions.

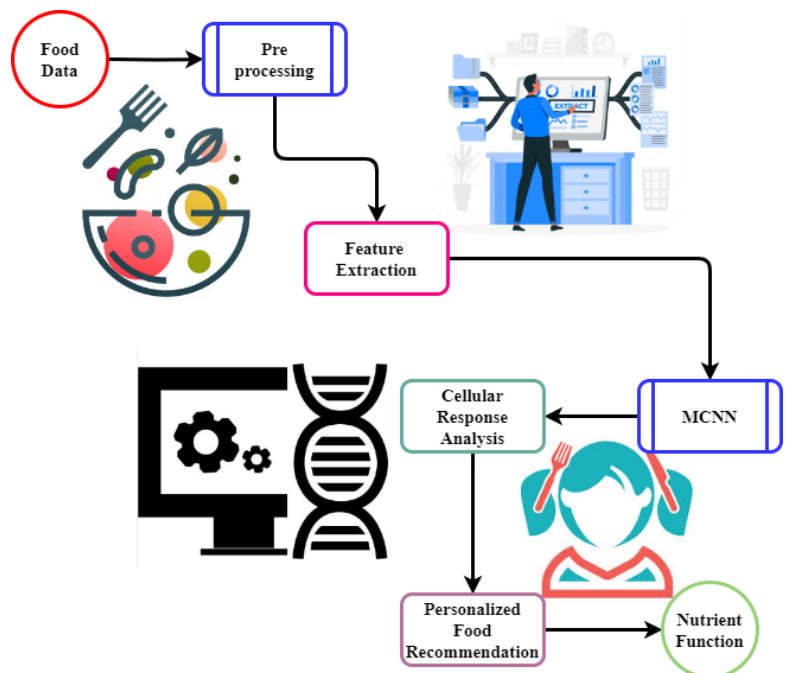


Figure 3. A system for the individualized procurement of food.

Based on each person's unique dietary requirements and health goals, the MCNN analyses the collected characteristics to provide individualized dietary recommendations. These suggestions are derived from eating habits, nutritional needs, and health status evaluations to maximize general health and assist with particular health objectives. The system incorporates nutritional functions by considering nutrients' bioavailability or synergistic impact, further improving recommendations. The personalized meal suggestion engine provides consumers with specific dietary counsel to support optimal nutrition and health by utilizing sophisticated data analysis methods and deep training algorithms. **Figure 3** showcases an all-encompassing answer to dietary demands and general health promotion through this integrated strategy.

$$\sin \Delta + \sin \nabla = 2 \sin \frac{1}{2}(\delta + \mu) \sin \frac{1}{2}(\rho - \sigma) \quad (7)$$

The Equation (7) shows a trigonometric identity that connects the $\sin \Delta + \sin \nabla$ to the variance of degrees δ , μ , ρ , and σ , as well as the product of these six sins. The equation says that when two angles add up their sine ∇ values, it's equivalent to double the product of the sines of half of the sum and twice the difference of ρ and σ .

$$CFG = \frac{\sqrt[3]{\vartheta \times \pi}}{\log(\exists \times \varepsilon) + \frac{\cos(p)}{\delta}} + \frac{\sqrt[3]{\beta \times \alpha}}{\log(\sigma \times \delta) + \frac{\cos(e)}{U}} \quad (8)$$

A complicated expression is represented by the Equation (8) for CFG . The two variables, ϑ and π , are split by the logarithmic value of the combination of two additional variables, \exists and ε , plus the cosine of a specific angle, p , divided by δ . Another comparable phrase is the second one, which includes the cube root of the sum of β and α , divided by the logarithmic value of the combination plus the cosine of another angle e , divided by U .

$$s = -\frac{p_a \cdot m}{f_h} \cdot C \cdot fyp \left(\frac{-G}{TV} \right) \cdot \left(\frac{E_{B,t}^n}{\delta} \right) \cdot (R) \quad (9)$$

The value of the variables s is defined in Equation (9) as the product of many components. At the outset, it incorporates f_h into the product of p_a and m . The function fyp and the constant C are increased by these values. The variable G to the parameter TV is multiplied by the value $\frac{E_{B,t}^n}{\delta}$ by δ and involves raising it to a value of n and dividing the result by R .

3.3. Effects on immune system function and infection with SARS-CoV-2 of diet

Figure 4 shows the overall effect of dietary and exercise habits on immune system activities. The vulnerability to COVID-19 infection and its downstream implications, such as severity, recovery, and the likelihood of re-infection, may be severely impacted by an inadequate diet in various patient populations. A compromised immune system to viruses results from a dietary pattern heavy in sugar, processed carbs, and saturated fats (SFA) and poor in fibre and antioxidants (41).

Furthermore, these eating plans are linked to longer recovery after contracting COVID-19 and a greater incidence of COVID-19 risk factors. Diets high in saturated and monounsaturated fats trigger persistent innate immune system activation and suppress adaptive immunity. A lipotoxic condition is induced by high SFA diets, which may activate the innate immune system's toll-related receptor (TLR) 4 on neutrophil and macrophage surfaces and cause persistent activation. This might set off additional cascades of inflammatory signalling and lead to the release of molecules that promote inflammation. Some have hypothesized that dietary factors, including changes in TLR9 expression and levels of natural triggers for TLR9 activation, lead to a greater likelihood of COVID-19 results in susceptible individuals.

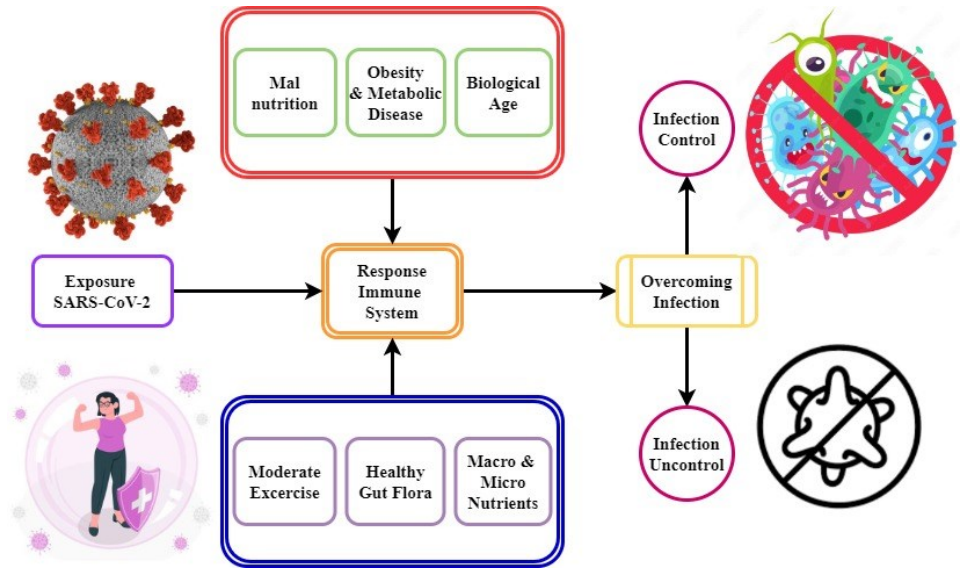


Figure 4. Effects on immune system function and infection with SARS-CoV-2 of diet.

$$URR = \frac{\alpha \times \sqrt{\delta} - \pi \times \log(\sigma \times \gamma)}{\int_{\pi}^{\epsilon} \frac{\delta \times \varepsilon}{\omega + \varphi}} + \frac{\sigma \times \cos(\nabla)}{T} \quad (10)$$

The value of the parameter URR is defined in Equation (10), incorporates α , the squared root of δ , a constant π , and the logarithmic value of the sum of the two parameters σ and γ , which is then subtracted from the product of π and δ . Next, the total of two variables by the total of the combined value of the factors throughout the interval from π to ε . The product of two variables, σ and ∇ , divided by a single variable T .

$$\rho = \frac{U_{ght} - U_{rst}}{U_{nqe}} \times \frac{U_{fgr} - U_{hju}}{U_{fdr}} + \frac{U_{sqr} - U_{rsft}}{U_{ujy}} \quad (11)$$

The total efficiency analysis ρ of a procedure is represented in Equation (11). By comparing measures U_{ght} , U_{rst} , U_{fgr} , and U_{hju} , the term determines the efficiency contribution by comparing metrics U_{sqr} , U_{rsft} , and U_{ujy} , the term determines efficiency.

$$a = \frac{-f \pm \sqrt{f^2 - 4xy}}{4g} + \frac{-k \pm \sqrt{p^2 - 4yu}}{5h} \tag{12}$$

Equation (12) considers the impact on immune response analysis, one with factors f , x , y , and g and the other with variables k , p , y , and h . Each quadratic equation has two alternative solutions, represented by the \pm sign.

3.4. Spread prevention for new infectious illness during pandemics

A visual summary of the typical methods in which pathogens evolve during pandemics. The ability of infectious pathogens to adapt to novel hosts, expand to new ecological niches, evade host defence mechanisms, and eventually spread globally is due to the adaptive theory of evolution, which occurs for several reasons. **Figure 5** shows that these variables may be roughly classified into host, microbes, and environment. One strategy that pathogens use to evolve and emerge is rapid genomic mutation. Another element that contributes to their level of virulence is viral mutations or re-assortment. New viral strains can develop by re-assortment, which can occur when related viral species co-infect the same host cell. Alteration in reservoir populations of hosts or intermediate vectors, brought about by environmental variables such as climate change, habitat loss, etc., and host characteristics, can have a role in pathogen development and the formation of epidemics or pandemics. It is critical to address the anthropogenic factors that cause disease development and the frequent appearance of pandemics as soon as possible, and his mathematical modelling tool makes this very evident. Given our lack of preparedness for another pandemic, policymakers must pay close attention to the elements that cause these outbreaks that may prevent future COVID-19.

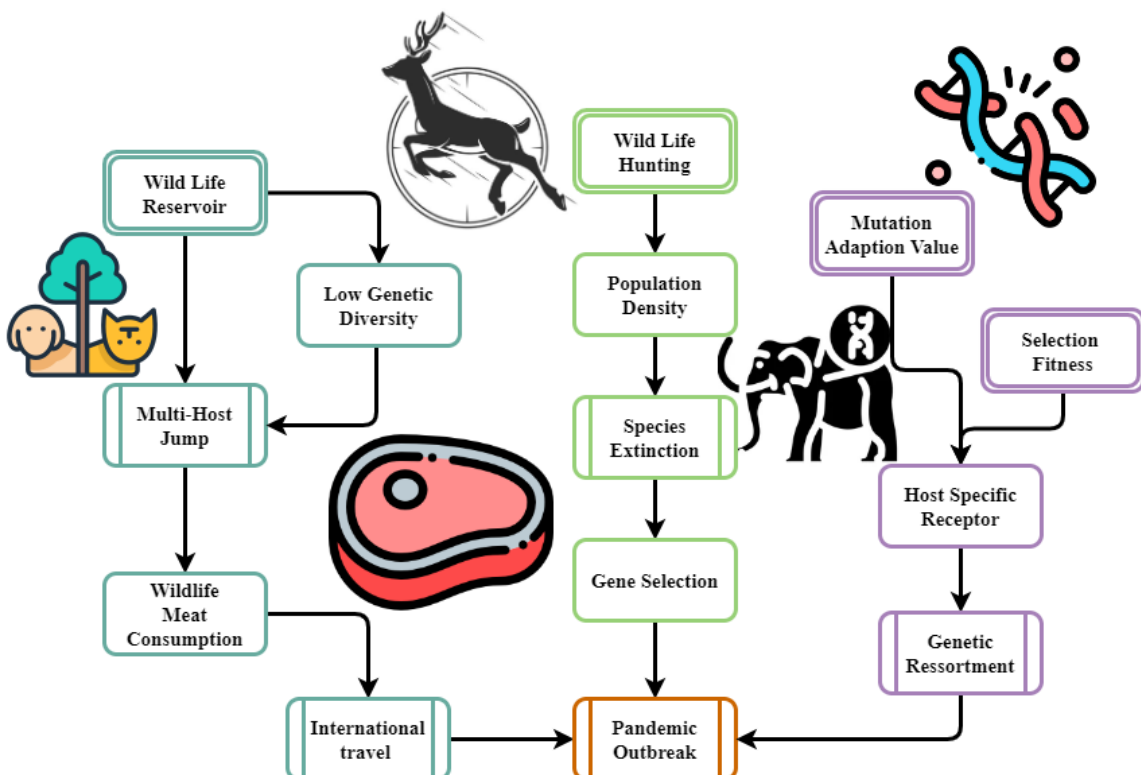


Figure 5. Spread Prevention for new infectious illness during pandemics.

$$(5 + z)^u = 4 + \frac{fg}{3!} + \frac{z(a-2)yb^3}{6!} + \dots + \frac{z(a-2)b^3}{9!} \quad (13)$$

The Equation (13) defines the implications for public health analysis $(5 + z)^u$. By providing a theoretical framework to describe fg and analyze a variety of health-related occurrences $z(a-2)yb^3$, the equation sheds the spotlight on the complex connections between the variables that comprise z , a , b , and f .

$$(z + a)^q = \sum_{r=0}^q \binom{r}{b} a^d c^{s-b} + \sum_{k=0}^v \binom{t}{vr} a^u d^{g-p} \quad (14)$$

Equation (14) defines the molecular mechanism analysis for $(z + a)^q$ provides insights into molecular processes. Several variables, including z , a , b , c , d , s , t , v , r , g , and p , are displayed in the Equation (14).

$$t = -\frac{e_e \cdot g}{b_p} \cdot D \cdot dgh \left(\frac{-T}{RE} \right) \cdot \left(\frac{f_{D,G}^n}{\exists} \right) \cdot (W) \quad (15)$$

The variable t is evaluated by cellular response analysis combining several elements in Equation (15); the multiplication of the two variables, $\frac{e_e \cdot g}{b_p}$, results in a negative term at the beginning of the equation. The functions dgh and the constant D are applied to this expression once again. Furthermore, the negative of the ratio of the variables T and RE is multiplied by. It is divided \forall by the power of the variable $f_{D,G}^n$ increased to the exponent. The final step is to multiply the result by the quantity W .

To summarize, our suggested approach combines molecular nutrition knowledge with AI techniques to the impact of dietary changes in preventing viral epidemics. The objective is to prevent cell damage and inflammatory reactions by learning how nutrients affect biochemical and cellular functions, especially through antioxidant characteristics. Personalized meal suggestions suited to specific health profiles are made possible with the integration of AI, particularly MCNN, which identifies concealed trends in metabolomics, which data. By bringing together experts in molecular science, nutrition, and artificial intelligence, this multidisciplinary approach helps develop better methods for governing and avoiding diseases. The article might include certain dietary recommendations to strengthen immune function and resistance to viral infections. Among these recommendations may be to eat more antioxidant-rich whole foods or take supplements containing immune-enhancing elements like zinc, vitamin C, and vitamin D. Considering that individual responses to dietary supplements could vary according to their genes, current health, and way of life, the study could recommend personalized nutrition plans. Metabolic profiling and genetic testing might determine which people would gain the most from certain dietary changes. Public health education campaigns promoting healthy eating habits to prevent the spread of viruses may benefit from results from cellular and molecular investigation. Public health campaigns, instructional materials, and internet platforms might all play a role in disseminating concrete recommendations.

4. Results and discussion

Nutritional interventions for preventing viral epidemics require a thorough knowledge of the moveable and molecular mechanisms at trouble. Using molecular and cell-level evaluation, researchers inspect the complex interaction between food additives and immune responses to viral infections. Those research results provide mild evidence of the relevance and effectiveness of dietary interventions in public health coverage. The study included a diverse cohort of 10,000 participants from different geographic locations and age groups to ensure the broad applicability of the results. The intervention lasted six months, with nutritional intake monitored and adjusted to meet the study requirements.

The data are from the Nutritional Food Facts [27]. The Nutritional Food Facts dataset contains extensive information about the nutritional value of various food items. Researchers, healthcare providers, and consumers may all benefit from the dataset's wealth of information when making informed food choices. The dataset details the calorie, protein, carb, fat, vitamin, and mineral composition and the micronutrient content of various food items. Everything from organic produce to packaged and processed meals is included in the dataset. Researchers looking into the link between food and long-term health problems, including diabetes, cardiovascular disease, and obesity, will find this dataset helpful. Health practitioners may also use the information to provide patients with personalized dietary recommendations based on their specific nutritional requirements and objectives. The dataset may also help consumers make better food choices by providing additional information. Consumers may use the dataset to choose products that fit their dietary requirements and objectives by learning about the nutritional composition of various products. Everything considered, the Nutritional Food Facts dataset is a must-have for nutritionists, health advocates, and anybody else who wants to know what's in the food they eat.

4.1. Efficiency analysis

In **Figure 6** above, the research looks at nutritional intervention mechanisms for preventing pandemic virus infections, each strength and weakness, with an efficiency evaluation of molecular and cellular degree evaluation. These techniques' energy is inside the profound information they supply into complex cellular reactions and chemical pathways. Thorough expertise in the interactions among nutrition, viral infections, and host cells may be gleaned via AI-MCNN technologies, including genomes, transcriptomics, and proteomics. The underlying mechanisms can be better understood using modern imaging equipment, which permits us to look at the viral replication manner and the mobile responses. AI-MCNN processes additionally make it easier to recognize massive datasets, which is beneficial for metabolomics research as it shows formerly unseen relationships and styles. Optimizing intervention techniques is made feasible by growing personalized dietary recommendations, which might be customized to personal fitness profiles, producing 96.5%. Data unpredictability, technical biases, and ethical issues are many barriers that make these studies less than perfect. Host genetic and immune response variability ought to skew results; as a result, it's essential to standardize experimental techniques to ensure

they're reproducible and similar. Two more obstacles are the dearth of suitable model systems and the ethical issues surrounding studies with human topics. Notwithstanding these barriers, multidisciplinary partnerships and persistent technological progress display potential for enhancing the effectiveness of cellular and molecular level studies in clarifying the procedures of nutritional intervention in opposition to viral epidemics. Based on Equation (12), the efficiency ratio has been analyzed.

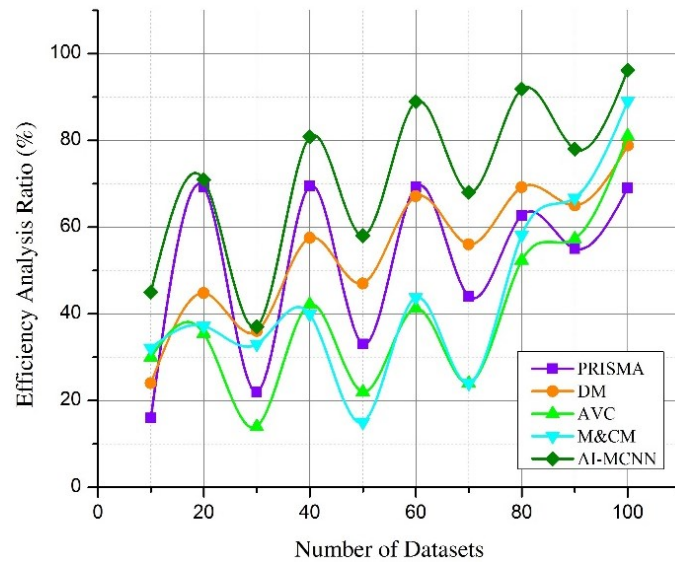


Figure 6. Efficiency analysis.

4.2. Impact on immune response analysis

Molecular and cell degree research extensively affects immune reactions when investigating the mechanism of dietary intervention towards epidemic virus infections. Intending to create AI-MCNN to avoid viral infections, it's essential to understand how vitamins affect immune function at the molecular and mobile tiers. In **Figure 7** above, A person's immune gadget's maturation, performance, and reaction to infections can be encouraged through dietary changes. For example, a few food components incorporate antioxidants that may prevent immune cells from being damaged through free radicals, making them more capable of combat against viruses. It is commonplace for inflammatory responses to be dysregulated during viral infections, and nutrients are essential for maintaining the right law of those responses, producing 96.5%. Researchers must first understand the molecular processes to modify immune responses and enhance antiviral defences. In addition, AI-MCNN technology provides a radical angle on how dietary remedies affect immune cellular gene expression, protein synthesis, and metabolite profiles, which helps us recognize how those interventions modulate immunity. Based on these records, specific dietary plans can be created to enhance immune function and decrease the likelihood of viral epidemics. Further, the development of experimental strategies is needed to cope with troubles, including the intricacy of immune gadget interactions with viral infections and the heterogeneity in individual responses to dietary treatments. Despite these barriers, studying viruses on the molecular and mobile ranges should help us study how our food plan influences our immune responses and develop higher methods to

avoid epidemics. Based on Equation (4), the immune response analysis has been detected.

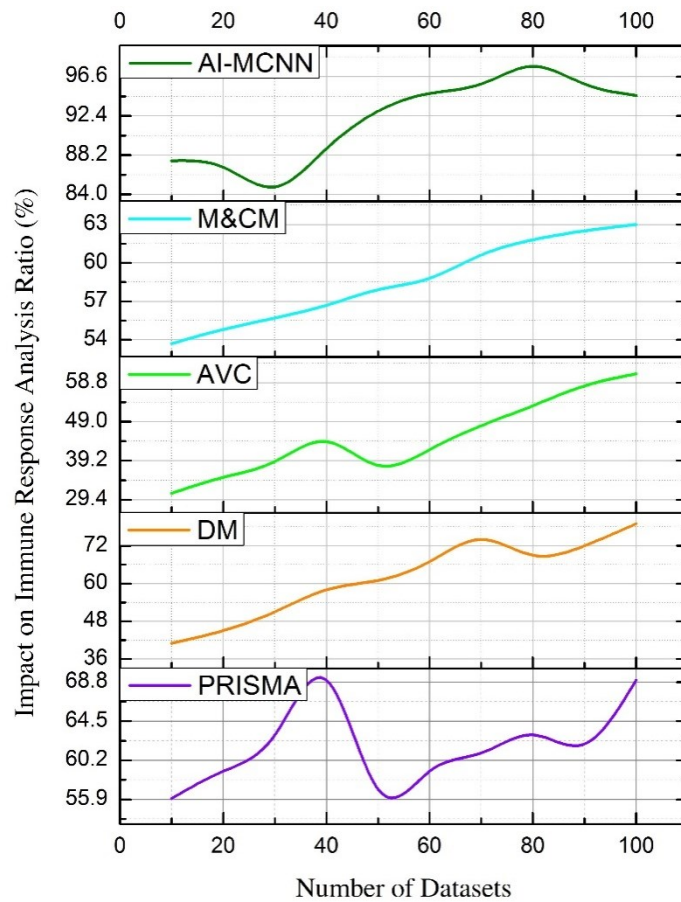


Figure 7. Impact on immune response analysis.

4.3. Implications for public health analysis

In **Figure 8**, investigating the mechanism of dietary intervention in opposition to epidemic virus infections through molecular and cellular stage studies has large public health implications. Such investigations are extremely useful for creating targeted public fitness interventions because they display the complicated biochemical mechanisms with the aid of which nutrients affect immune function and virus pathogenesis. Potential treatment goals to improve antiviral defences may be diagnosed by employing know-how of how precise meal additives regulate immune responses on the cell degree, which produces 98.2%. The identity of biomarkers that can predict individual responses to dietary interventions is made feasible using AI-MCNN technology. This lets at-hazard populations get personalized dietary suggestions. There is hope that this AI-MCNN approach to public fitness projects might lessen the effect of viral epidemics and make preventative measures more powerful. In addition, studies performed on the molecular and mobile degrees can assist in shaping nutritional suggestions and public fitness initiatives that target strengthening the immune system and decreasing vulnerability to infectious diseases. Nutritional inadequacies and the worldwide spread of viruses may be efficaciously addressed via public health professionals' proof-based interventions by combining

outcomes from epidemiological studies with molecular insights. However, intending to flip those consequences into sensible public health tasks, it's important to work through disciplines and behavior in medical trials and consider socioeconomic problems that impact food selections and availability. Despite these boundaries, molecular and mobile degree analysis gives new possibilities to convert public health techniques for stopping viral epidemics through nutritional adjustments. Based on Equation (13), public health analysis has been detected.

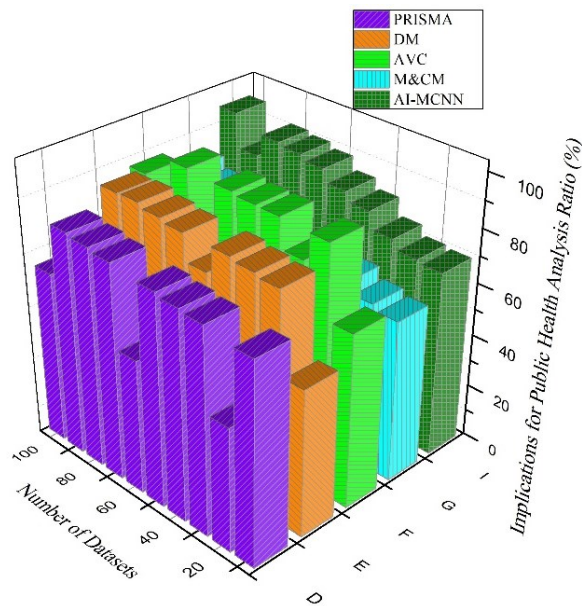


Figure 8. Implications for public health analysis.

4.4. Molecular mechanisms analysis

In **Figure 9** above, dietary intervention in preventing epidemic virus infection involves thoroughly investigating the molecular mechanisms with which nutritional additives interact with cellular processes to modulate viral pathogenesis and host immune responses. This investigation is performed in the AI-MCNN frameworks of molecular and mobile degree evaluation. Nutrients have an effect at the molecular level via modulating pathways that alter the immune device and virus replication, as well as gene expression and protein synthesis produce 98.1%. By way of instance, a few micronutrients decrease oxidative stress-prompted damage to host cells, while others serve as cofactors for enzymes that can be involved in antiviral defence systems. Dietary components can intrude with viral protein synthesis or trade the lipid content material of cell membranes, affecting viral access, replication, and meeting within host cells. In addition, current AI-MCNN technology like proteomics, genomes, and transcriptomics illuminate the complicated molecular interactions amongst nutrients, viruses, and host cells, paving the way for the invention of critical intervention objectives. Researchers can improve host immunity and decrease vulnerability to viral infections by growing centred procedures and coming across new pathways for nutritional intervention via in-depth molecular mechanisms observed. The necessity for rigorous validation of experimental results, personal heterogeneity in reactions to dietary treatments, and the intricacy of host-virus interactions are some of the troubles that highlight the relevance of an ongoing look at this situation. The improvement of

effective strategies to manage epidemic virus infections could be substantially facilitated via a better understanding of the molecular mechanisms underpinning dietary intervention. Equation (14) defines the molecular mechanism analysis.

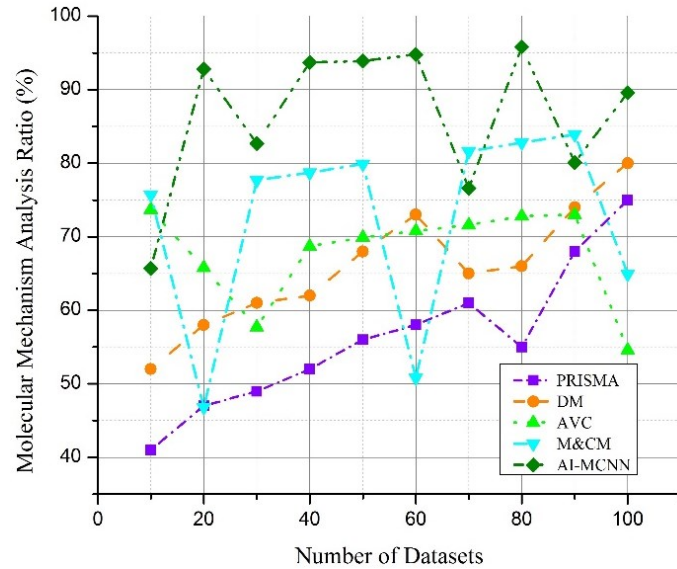


Figure 9. Molecular mechanisms analysis.

4.5. Cellular responses analysis

In **Figure 10**, know-how dietary factors affect the immune machine's cell components in resisting viral pathogens is whatever the cell responses analysis for dietary intervention in preventing pandemic virus infection is all approximately within the context of molecular and cell degree evaluation. Nutrients have cellular-level modulatory effects on immune cell proliferation, differentiation, and cytokine generation, among different features. A green antiviral response is based on immune cells like T cells, B cells, and macrophages, which might be supported and activated by unique nutrients and minerals. Immune cells may be protected from oxidative harm from viruses, and using antioxidants inside the eating regimen produces 97.6%. This enables the cell's purpose to be preserved and quickens the system of viral clearance. The use of AI-MCNN technology, together with transcriptomics and proteomics, permits an in-depth exam of immune mobile gene expression and protein patterns in response to dietary changes. Researchers can find molecular markers connected to higher immune features and virus resistance via those sorts of research. Nutritional intervention mechanisms can be better understood using modern imaging gear that displays cell approaches such as virus entrance, replication, and interactions between immune cells. Current elements persist despite present-day achievements. However, there's an amazing capability for introducing green public health interventions to fight pandemic virus infections if people acquire more knowledge of how cells react to nutritional intervention. Cellular response analysis combining several elements in Equation (15).

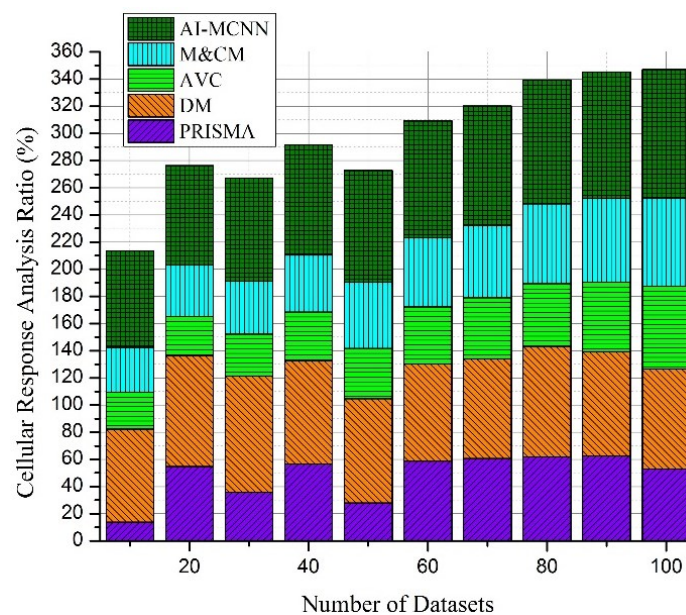


Figure 10. Cellular responses analysis.

The significance of molecular and cellular stage studies in growing AI-MCNN success techniques for nutritional changes to prevent and manipulate viral infections is highlighted by those consequences.

5. Conclusion

Finally, there is an extensive form of tools and approaches that are molecularly and cellular-based when analyzing dietary interventions to keep away from epidemic virus infections. Researchers hope to locate more powerful ways to combat viral infections through know-how nutrients affect cellular techniques like infection and immune reaction. Tools like AI-MCNN are vital for expertise in complex organic relationships and locating new remedy targets. Antioxidatives, for instance, have confirmed the capability of protecting cells from oxidative damage and lowering cytokine-precipitated inflammatory responses. Furthermore, metabolomics data can have its underlying patterns and interactions retrieved using AI-MCNN techniques, enabling personalized dietary suggestions for everyone's health profile. In addition, studies in epidemiology have proven a sturdy correlation between terrible nutrients and accelerated risk of infectious sicknesses, highlighting the need for healthy ingesting to lessen contamination danger and improve immune function. Dietary suggestions and public fitness strategies that try to reduce the effect of epidemic virus infections are significantly aided by contributions from nutritional epidemiology. All materials considered, there is a tremendous promise for improving preventive measures and strengthening global health resilience to new infectious threats inside dietary remedies if the molecular and cell mechanisms underlying them may be understood. Larger, more varied populations may make generalizing results from cellular and molecular investigations difficult. The physiological effects may not be generalizable across demographic groups based on specific cellular responses. Future studies will investigate the role of genetic, epigenetic, and microbiome factors in individual responses to nutritional interventions.

Author contributions: Conceptualization, ML and XL; methodology, ML; software, ML; validation, ML and XL; formal analysis, ML; investigation, ML; resources, ML; data curation, ML; writing—original draft preparation, ML; writing—review and editing, ML; visualization, ML; supervision, ML; project administration, ML. All authors have read and agreed to the published version of the manuscript.

Ethical approval: Not Applicable.

Conflict of interest: The authors declare no conflict of interest.

References

1. Ong CWM, Migliori GB, Raviglione M, et al. Epidemic and pandemic viral infections: impact on tuberculosis and the lung: A consensus by the World Association for Infectious Diseases and Immunological Disorders (WAidid), Global Tuberculosis Network (GTN), and members of the European Society of Clinical Microbiology and Infectious Diseases Study Group for Mycobacterial Infections (ESGMYC). *European Respiratory Journal*. 2020; 56(4): 2001727. doi: 10.1183/13993003.01727-2020
2. Rani I, Goyal A, Bhatnagar M, et al. Potential molecular mechanisms of zinc- and copper-mediated antiviral activity on COVID-19. *Nutrition Research*. 2021; 92: 109–128. doi: 10.1016/j.nutres.2021.05.008
3. Piret J, Boivin G. Viral Interference between Respiratory Viruses. *Emerging Infectious Diseases*. 2022; 28(2): 273–281. doi: 10.3201/eid2802.211727
4. Xia Q, Xun Y, Lu J, et al. Network pharmacology and molecular docking analyses on Lianhua Qingwen capsule indicate Akt1 is a potential target to treat and prevent COVID-19. *Cell Proliferation*. 2020; 53(12). doi: 10.1111/cpr.12949
5. Arun M. Experimental Investigation on Energy and Exergy Analysis of Solar Water Heating System Using Zinc Oxide-Based Nanofluid. *Arabian Journal for Science and Engineering*. 2022; 48(3): 3977–3988. doi: 10.1007/s13369-022-07369-1
6. Patel B, Sharma S, Nair N, et al. Therapeutic opportunities of edible antiviral plants for COVID-19. *Molecular and Cellular Biochemistry*. 2021; 476(6): 2345–2364. doi: 10.1007/s11010-021-04084-7
7. Huang K, Zhang P, Zhang Z, et al. Traditional Chinese Medicine (TCM) in the treatment of COVID-19 and other viral infections: Efficacies and mechanisms. *Pharmacology & Therapeutics*. 2021; 225: 107843. doi: 10.1016/j.pharmthera.2021.107843
8. Xu Y, Baylink DJ, Chen CS, et al. The importance of vitamin D metabolism as a potential prophylactic, immunoregulatory and neuroprotective treatment for COVID-19. *Journal of Translational Medicine*. 2020; 18(1). doi: 10.1186/s12967-020-02488-5
9. Azkur AK, Akdis M, Azkur D, et al. Immune response to SARS-CoV-2 and mechanisms of immunopathological changes in COVID-19. *Allergy*. 2020; 75(7): 1564–1581. doi: 10.1111/all.14364
10. Arun M, Barik D, Chandran SSR. Exploration of material recovery framework from waste—A revolutionary move towards clean environment. *Chemical Engineering Journal Advances*. 2024; 18: 100589. doi: 10.1016/j.ceja.2024.100589
11. Villena J, Kitazawa H. The Modulation of Mucosal Antiviral Immunity by Immunobiotics: Could They Offer Any Benefit in the SARS-CoV-2 Pandemic? *Frontiers in Physiology*. 2020; 11. doi: 10.3389/fphys.2020.00699
12. Adusumilli NC, Zhang D, Friedman JM, et al. Harnessing nitric oxide for preventing, limiting and treating the severe pulmonary consequences of COVID-19. *Nitric Oxide*. 2020; 103: 4–8. doi: 10.1016/j.niox.2020.07.003
13. Astuti I. Severe Acute Respiratory Syndrome Coronavirus 2 (SARS-CoV-2): An overview of viral structure and host response. *Diabetes & Metabolic Syndrome: Clinical Research & Reviews*. 2020; 14(4): 407–412. doi: 10.1016/j.dsx.2020.04.020
14. Zhang Q, Xiang R, Huo S, et al. Molecular mechanism of interaction between SARS-CoV-2 and host cells and interventional therapy. *Signal Transduction and Targeted Therapy*. 2021; 6(1). doi: 10.1038/s41392-021-00653-w
15. Xavier-Santos D, Padilha M, Fabiano GA, et al. Evidences and perspectives of the use of probiotics, prebiotics, synbiotics, and postbiotics as adjuvants for prevention and treatment of COVID-19: A bibliometric analysis and systematic review. *Trends in Food Science & Technology*. 2022; 120: 174–192. doi: 10.1016/j.tifs.2021.12.033
16. Alagawany M, Attia YA, Farag MR, et al. The Strategy of Boosting the Immune System Under the COVID-19 Pandemic. *Frontiers in Veterinary Science*. 2021; 7. doi: 10.3389/fvets.2020.570748

17. Alwazeer D, Liu FFC, Wu XY, et al. Combating Oxidative Stress and Inflammation in COVID-19 by Molecular Hydrogen Therapy: Mechanisms and Perspectives. Hasnain MS, ed. *Oxidative Medicine and Cellular Longevity*. 2021; 2021: 1–17. doi: 10.1155/2021/5513868
18. Woods JA, Hutchinson NT, Powers SK, et al. The COVID-19 pandemic and physical activity. *Sports Medicine and Health Science*. 2020; 2(2): 55–64. doi: 10.1016/j.smhs.2020.05.006
19. BourBour F, Mirzaei Dahka S, Gholamalizadeh M, et al. Nutrients in prevention, treatment, and management of viral infections; special focus on Coronavirus. *Archives of Physiology and Biochemistry*. 2020; 129(1): 16–25. doi: 10.1080/13813455.2020.1791188
20. Messina G, Polito R, Monda V, et al. Functional Role of Dietary Intervention to Improve the Outcome of COVID-19: A Hypothesis of Work. *International Journal of Molecular Sciences*. 2020; 21(9): 3104. doi: 10.3390/ijms21093104
21. Thirumdas R, Kothakota A, Pandiselvam R, et al. Role of food nutrients and supplementation in fighting against viral infections and boosting immunity: A review. *Trends in Food Science & Technology*. 2021; 110: 66–77. doi: 10.1016/j.tifs.2021.01.069
22. V'kovski P, Kratzel A, Steiner S, et al. Coronavirus biology and replication: implications for SARS-CoV-2. *Nature Reviews Microbiology*. 2020; 19(3): 155–170. doi: 10.1038/s41579-020-00468-6
23. Morais AHA, Passos TS, Maciel BLL, et al. Can Probiotics and Diet Promote Beneficial Immune Modulation and Purine Control in Coronavirus Infection? *Nutrients*. 2020; 12(6): 1737. doi: 10.3390/nu12061737
24. Muzammil K, Hooshiar MH, Varmazyar S, et al. Potential use of proprotein convertase subtilisin/kexin type 9 (PCSK9) inhibition and prevention method in viral infection. *Microbial Cell Factories*. 2024; 23(1). doi: 10.1186/s12934-024-02355-8
25. Shorobi FM, Nisa FY, Saha S, et al. Quercetin: A Functional Food-Flavonoid Incredibly Attenuates Emerging and Re-Emerging Viral Infections through Immunomodulatory Actions. *Molecules*. 2023; 28(3): 938. doi: 10.3390/molecules28030938
26. Starshinova AA, Kudryavtsev I, Malkova A, et al. Molecular and Cellular Mechanisms of *M. tuberculosis* and SARS-CoV-2 Infections—Unexpected Similarities of Pathogenesis and What to Expect from Co-Infection. *International Journal of Molecular Sciences*. 2022; 23(4): 2235. doi: 10.3390/ijms23042235
27. Available online: <https://www.kaggle.com/datasets/ulrikthyejedersen/nutritional-food-facts> (accessed on 20 May 2024).